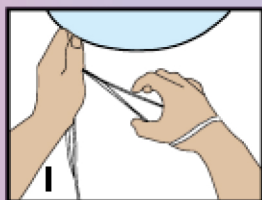
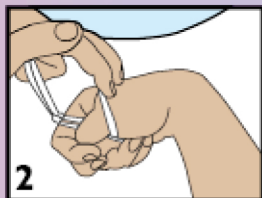


Bubbles™ Cinch Knot

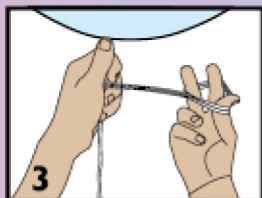
1. Make a loop around your wrist and grab both sides.



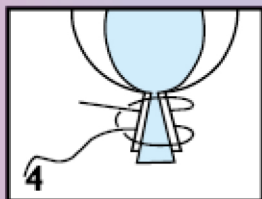
2. Use your other hand to pull the loop over itself and create a double loop.




3. Put your thumb, index, and middle finger through the double loop so it will open and close itself.



4. Pass the neck of the balloon through the loop and cinch tightly.



5. Turn the balloon upside down, and then pull the tails apart VERY tightly. Bring the tails around to the opposite side of the neck and tie twice.



TIP: Support the balloon between your belly and a counter.